


ANKRAJ DETAYLARI

ANCHORAGE DETAILS

"dreams come true"
Cemer[®]


OPSIYON 1
OPTION 1

TOPRAK ANKRAJI
SOIL ANCHORAGE



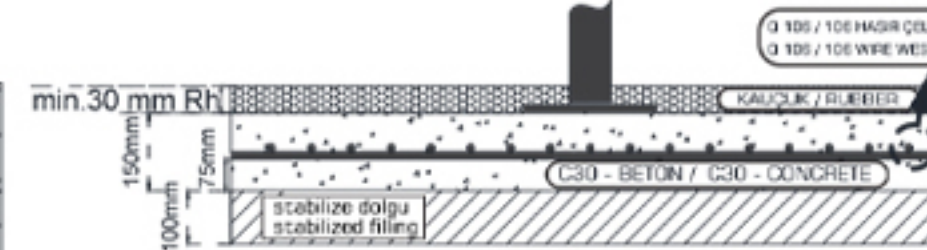
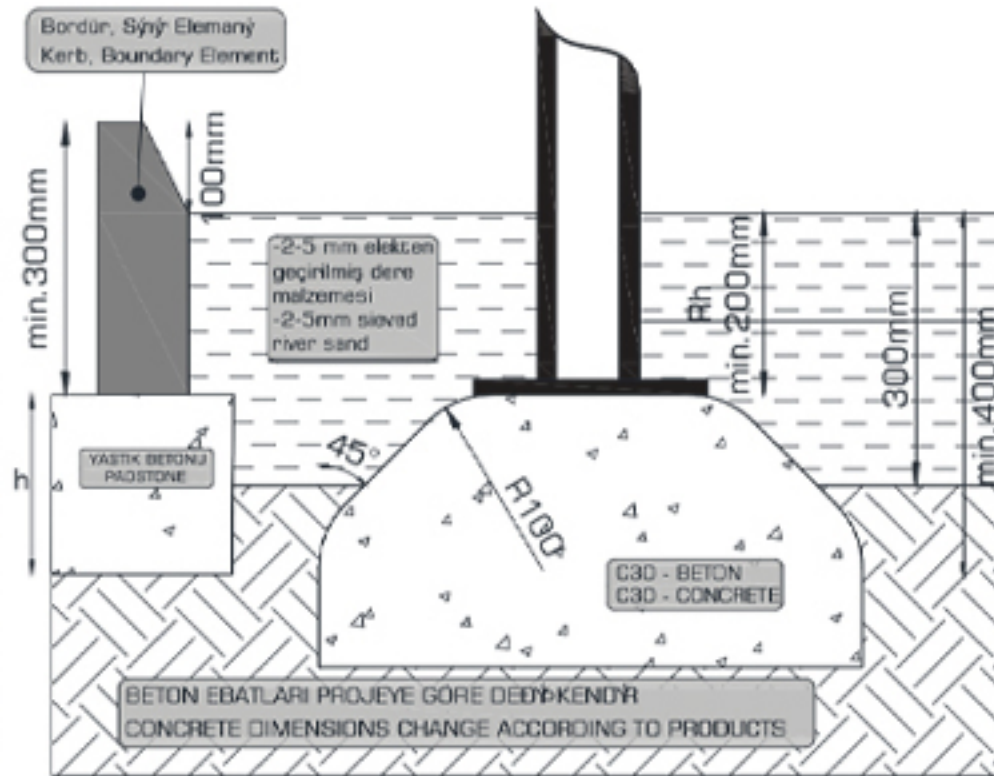
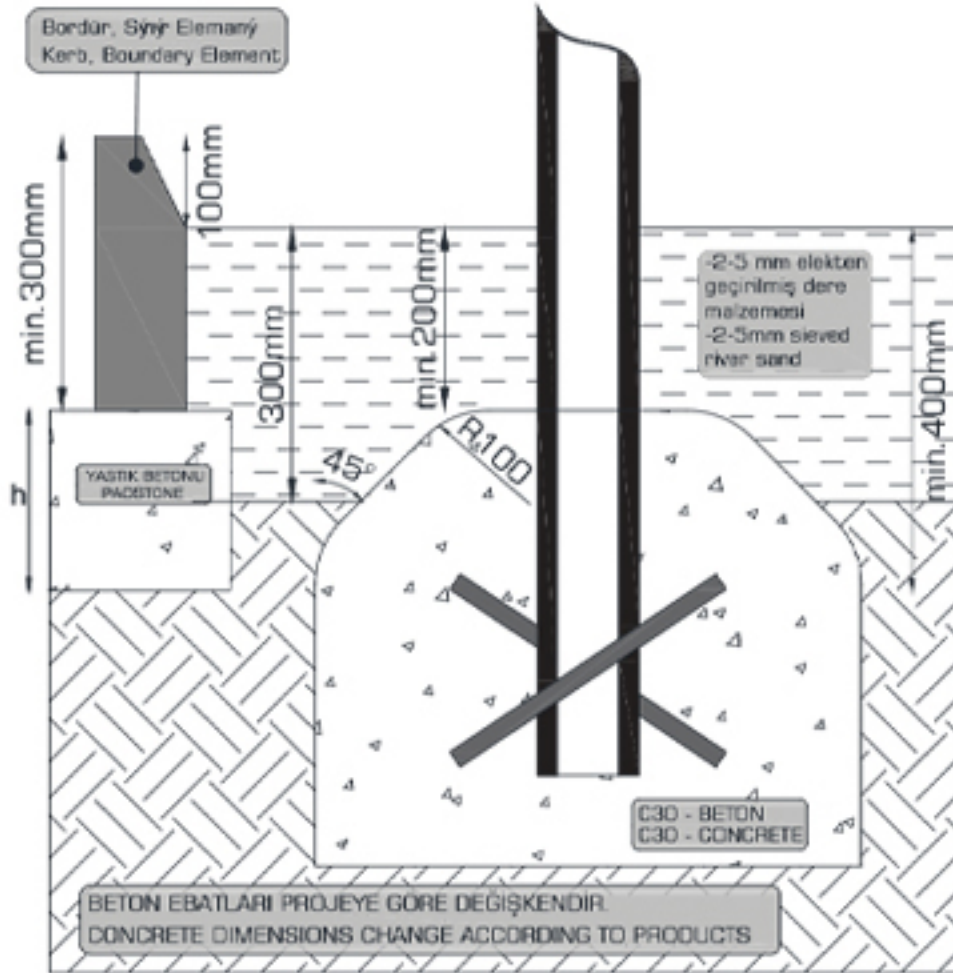

OPSIYON 2
OPTION 2

BETON+KUM
ANKRAJI
CONCRETE+SAND
ANCHORAGE



OPSIYON 3
OPTION 3

BETON+KAUÇUK
CONCRETE + RUBBER
ANCHORAGE



TEMEL ÜST YÜZEYLERİ ŞEKİLDEKİ GİBİ DEĞİL İSE TEMEL KİRİŞLERİ, TEMEL PABUÇLARI VE OYUN ELEMANINDAKİ TESPİT ELEMANLARI OYUN YÜZEYİNDEN EN AZ 400 MM AŞAĞIDA KALMALIDIR.

IF THE TOPS OF THE FOUNDATIONS ARE NOT AS SHOWN IN FIGURE; PEDESTALS, FOOTINGS AND FIXING ELEMENTS ON THE EQUIPMENT SHALL BE THE LEAST 400 MM BELOW THE PLAYING SURFACE.

